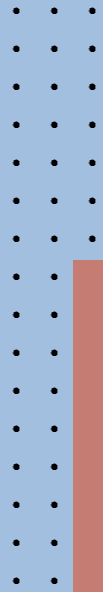


Linlithgow Academy Family Session 2023



Linlithgow Academy **TOGETHER WE THRIVE** Linlithgow Academy

OUR CORE VALUES	OUR CORE PURPOSE	OUR CORE EXPECTATIONS
<p>We encourage...</p> <ul style="list-style-type: none">KindnessCuriosityPerseveranceFairness	<p>Our learning...</p> <ul style="list-style-type: none">Connects usSustains usEmpowers usInspires us	<p>We are...</p> <ul style="list-style-type: none">ReadyResponsibleRespectfulSafe



Course Overview

The National 5 course is made up of 4 components

Folio – 30%

RUAE (paper 1) - 30%

Scottish set text (paper 2) - 20%

Critical essay (paper 2) - 20%

Every mark is worth a percentage!

A – 70% and over

B – 60% - 69%

C – 50 % - 59%

D – 40% - 49%

NA – 49% and below

NB – this is a guide, some years they may change the boundaries



N 5
ENGLISH

RUAE
PAPER 1

N 5
ENGLISH

What is RUAЕ?

- RUAЕ stands for **reading, understanding, analysis** and **evaluation**.
- RUAЕ makes up the entirety of **paper one** – it is **60 minutes long** and is worth **30% of the final grade**.
- In this section of the exam there will be **ONE unseen non-fiction pieces of writing**
- There are **different question types**, but there are different **formulas** to help answer each question.
- This is **nationally** the paper that Scottish students find most challenging.



N 5
E N G L I S H

What do they need to know and how can I help?

What they need to know	Suggested home support
The formulas	<ul style="list-style-type: none">• Memorising the structures from the formula sheet.
Understanding questions (own words)	<ul style="list-style-type: none">• Synonym drills (give the pupil a word and see how many alternatives they can come up with).• Read news paper articles and summarise into 5 key points.
Understanding questions (context)	<ul style="list-style-type: none">• Print newspaper articles, pupil underlines any words they don't know, tries to work it out from surrounding words.
Analysis (sentence structures)	<ul style="list-style-type: none">• Learn different sentence types and what they are commonly used for.
How to answer questions	<ul style="list-style-type: none">• Past papers and timed practice
Good vocabulary	<ul style="list-style-type: none">• READ READ READ



N 5
E N G L I S H

SCOTTISH
SET TEXT
PAPER 2

N 5
ENGLISH

What is Scottish set text?

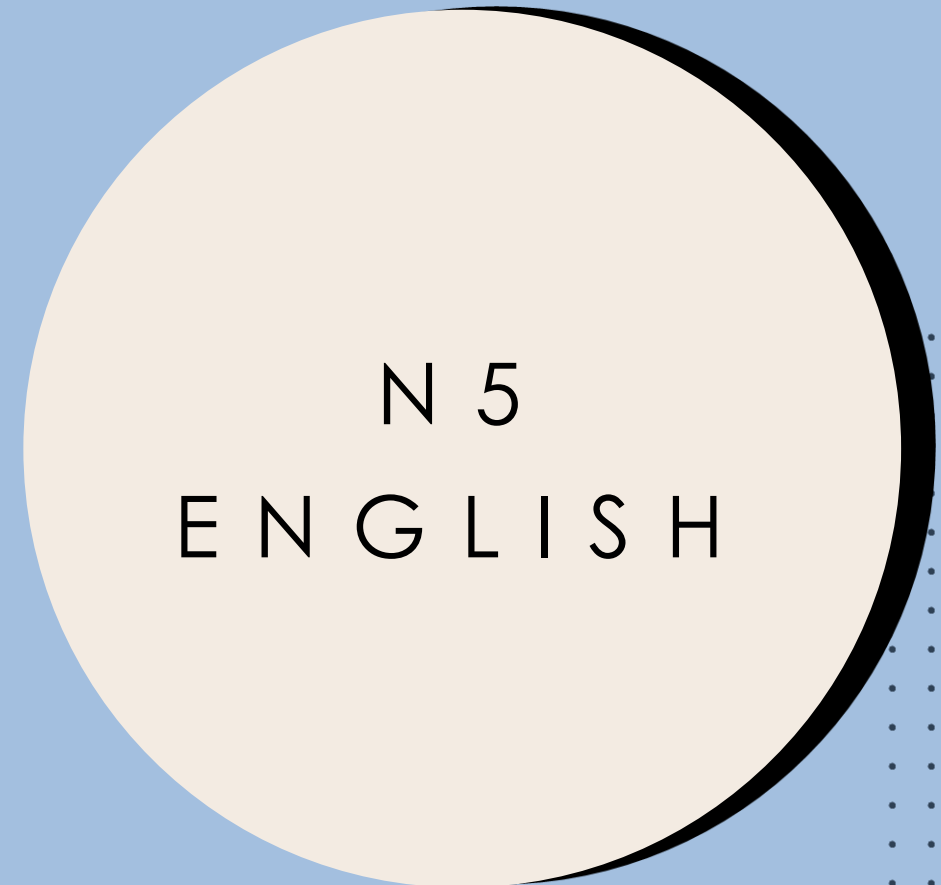
- Scottish Set Text is a selection of poetry, plays and prose by Scottish authors selected by the SQA.
- SST makes up the first half of **paper two** – it is **45 minutes long** and is worth **20% of the final grade**.
- In this section of the exam there will be **a poem or an extract from a play/short story that you have studied** – the first 12 marks will ask questions on the text in front of you whereas the last 8 marks will ask you to compare the poem to another poem by the same author, or the extract to elsewhere in the play.
- The first **12 marks** will be shorter questions which follow the '**quote + explain**' structure, whereas the last **8 marks** follow a specific **8 mark structure**.



N 5
E N G L I S H

What do they need to know and how can I help?

What they need to know	Suggested home support
Quotes – a couple from each poem to demonstrate key themes/ideas	Test learner 'can you write down a quote from each poem about...'
Annotation and analysis	Question learner using their annotations - *read quote* - can you tell me about this?
Knowlegde and understanding of the texts	Can you summarise the key events in each of the poems/in the play?
8 markers	Practice past 8 markers from the SQA past questions
How to answer 8 marker	Learn the structure



CRITICAL
ESSAY
PAPER 2

N 5
ENGLISH

What is critical essay?

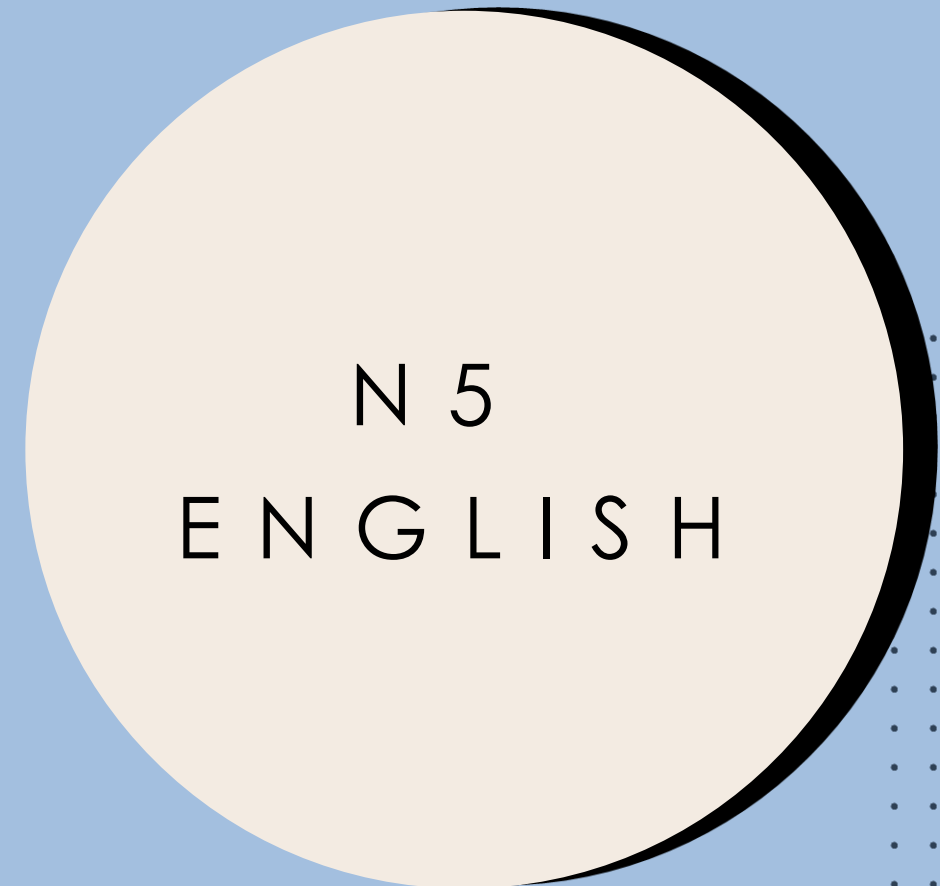
- The critical essay section asks the pupils to write an essay on the text they have studied. Critical essay makes up the second half of **paper two** – it is **45 minutes long** and is worth **20% of the final grade**.
- In this section of the exam there will a list of exam questions split into categories (prose, drama, film etc) in each section there is a choice of two exam questions. The pupil will only answer **one question from the section you have been studying**.
- The pupil will then write a critical essay (**introduction, 4 PEE-EEL paragraphs and a conclusion**) answering the question and discussing techniques such as **language devices, themes, characterisation** etc.



N 5
ENGLISH

What do they need to know and how can I help?

What they need to know	Suggested home support
How to write an introduction	<ul style="list-style-type: none">• Practice writing timed introductions (TARTS)
Detailed annotation and analysis (PEE-EEL paragraphs)	<ul style="list-style-type: none">• *read quote* - can you tell me about this?• Practice timed PEE-EELs
Solid knowledge and understanding of the texts (plot, setting, character, theme)	<ul style="list-style-type: none">• Mind maps, discussion of plot, key events etc
How to write essays with a time constraint	<ul style="list-style-type: none">• Practice past essay questions from the SQA, time yourself.
How to answer questions	<ul style="list-style-type: none">• Create different essay plans
Quotes	<ul style="list-style-type: none">• Test learner 'can you write down 5 quotes from... about...'



FOLIO

N 5
ENGLISH

What is folio?

- Folio is comprised of **two pieces of writing** (one broadly creative and one broadly discursive).
- At Linlithgow Academy we look at creative as being either **a short story or a reflective piece**, whereas, discursive is a **persuasive essay**.
- Both pieces must be **1,000 words long** and are marked out of 15.
- Pre-covid both essays would be submitted – giving a mark out of 30. However, the **SQA have kept the covid adaptations**, meaning that one folio is submitted, and the mark doubled to give a mark out of 30.




N 5
ENGLISH

Folio flow-chart

August/September –
pupil to write folio 1



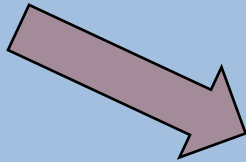
October – folio 1
due




December –
pupil to write
folio 2



November - pause
to focus on prelim



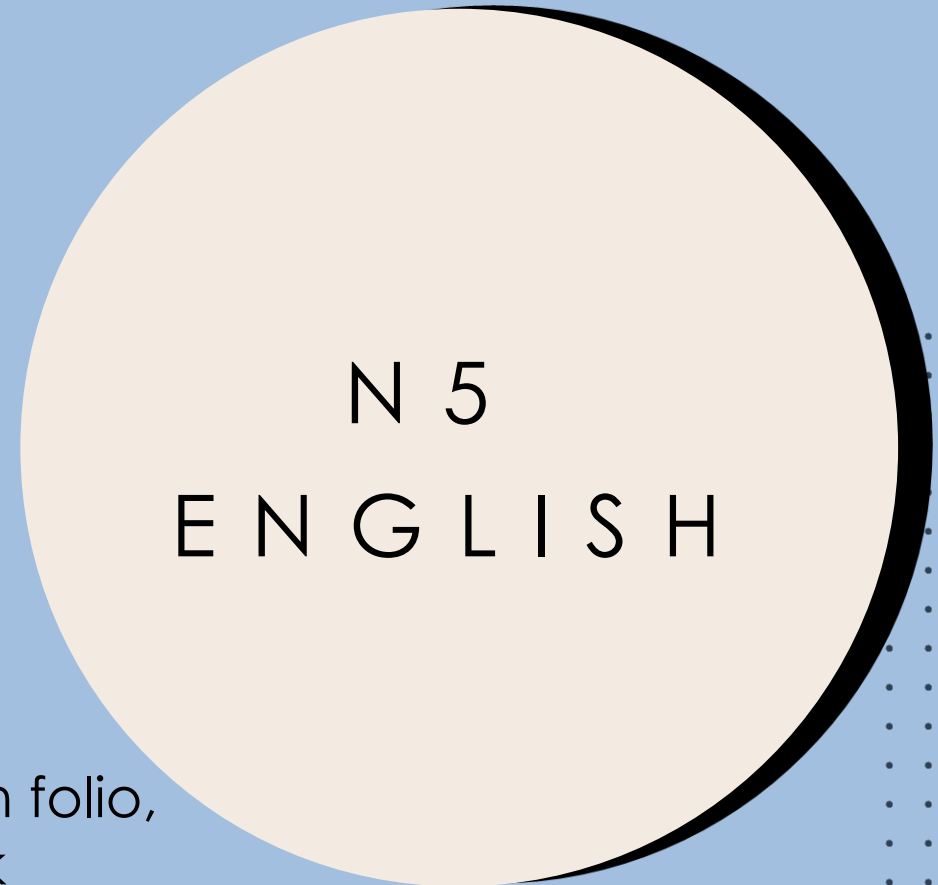
January – folio 2 due



March – final
draft
submitted to SQA



February – Teacher to read both folio,
pick the strongest piece to mark
and give feedback on, pupil to redraft



How can I best support my learner?

Whilst it is important to note that according to the SQA guidelines –

"The portfolio-writing is a final summative assessment and when a candidate begins the process of drafting their pieces of writing this should be under the direct supervision of their teacher. At this point, no other person can be involved in the discussion or review of the candidate's work."

You are able to support by checking their work and suggesting areas they may want to double-check.

In your booklets there are feedback checklists for persuasive and reflective we can now review together.



N 5
E N G L I S H

ANY
QUESTIONS
?

N 5
ENGLISH